

# Number

# Practice Sheets



Name \_\_\_\_\_

I can trace the number. I can write the number.

I can count to **one**

I can count to **two**

I can count to **three**

I can color in **three**

Three practice sheets for numbers 1, 2, and 3 are shown, each with a robot character and a pencil icon. A large pink and white striped crayon is also visible.

By Jamie White



# Number Practice Sheets

- **Learn** the numbers 1-30.

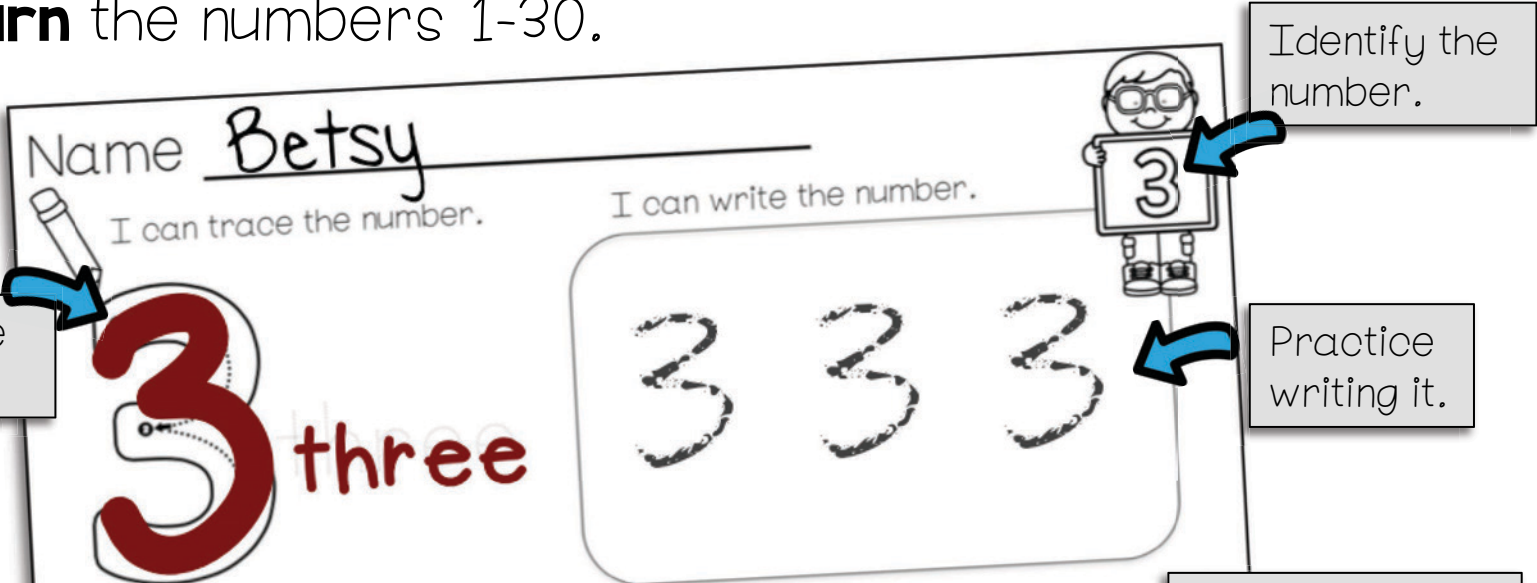
Name Betsy

I can trace the number.

I can write the number.

Identify the number.

Practice writing it.



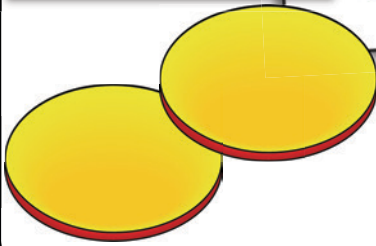

Trace the number.



Color in the tens frame to show the number.




Count the correct number of small objects. (pennies, pom-poms, paper clips, etc.)



**Pro-Tip:**  
Place into a page protector and use a dry erase marker for reuse.

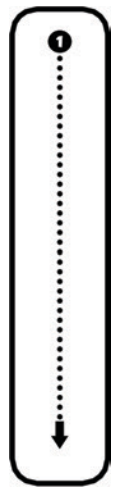


Name \_\_\_\_\_




I can trace the number.

I can write the number.

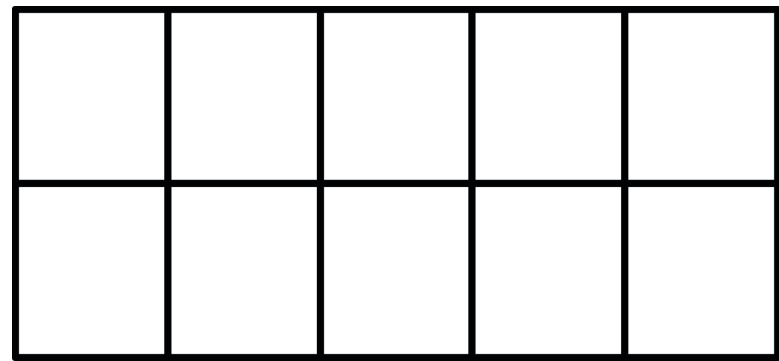
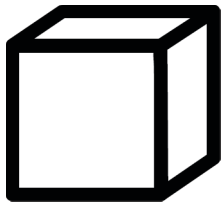


one




I can count to **one**.

I can color in **one**.



Name \_\_\_\_\_



I can trace the number.

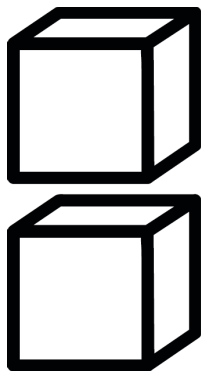


two

I can write the number.



I can count to **two**.



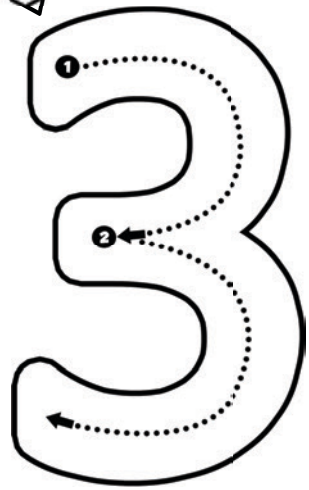
I can color in **two**.


Name \_\_\_\_\_




I can trace the number.

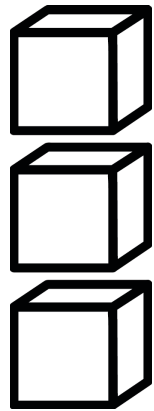
I can write the number.



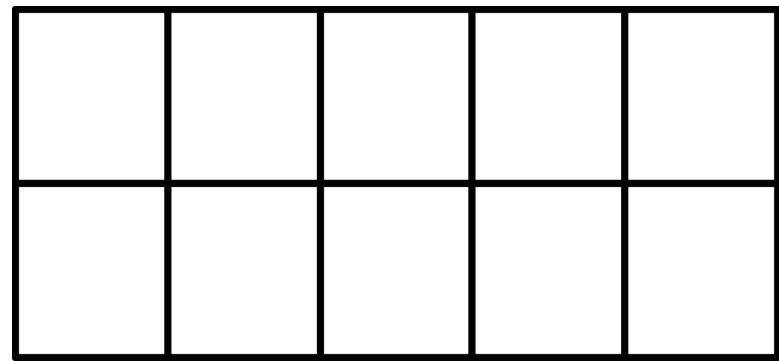
three



I can count to **three**.



I can color in **three**.

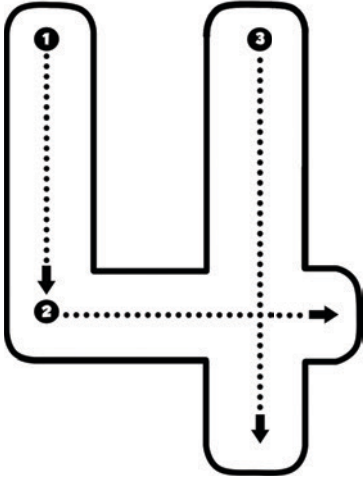


Name \_\_\_\_\_



I can trace the number.

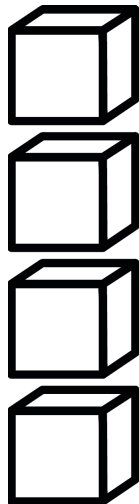
I can write the number.



four

A large, empty rounded rectangle intended for practicing writing the number 4.


I can count to **four**.




I can color in **four**.

A grid consisting of two rows and five columns of empty squares, totaling ten squares for coloring.

Name \_\_\_\_\_



I can trace the number.



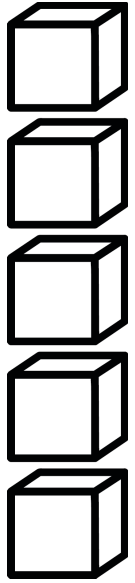
five

I can write the number.

A large, empty rounded rectangular box for practicing writing the number 5.



I can count to **five**.




I can color in **five**.

A 2x5 grid of empty square boxes for coloring practice.

Name \_\_\_\_\_



I can trace the number.




six

I can write the number.




I can count to **six**.



I can color in **six**.




Name \_\_\_\_\_



I can trace the number.

I can write the number.




A large rounded rectangular box for writing the number 7.



seven

I can count to **seven**.




I can color in **seven**.


Name \_\_\_\_\_




I can trace the number.




eight

I can write the number.

A large, empty rounded rectangular box for writing the number 8.




I can count to **eight**.



I can color in **eight**.

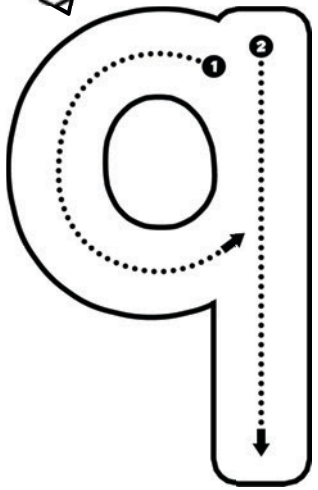
A grid of 10 empty squares arranged in two rows of five, intended for coloring eight of the squares.

Name \_\_\_\_\_



I can trace the number.

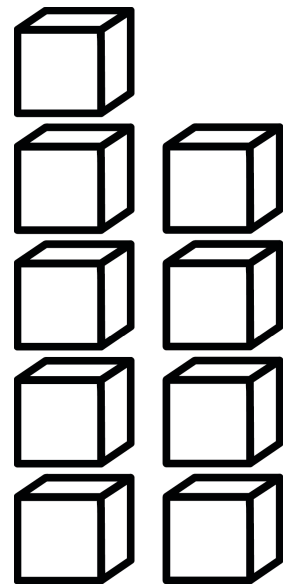
I can write the number.



A large, empty rounded rectangular box intended for practicing writing the number '9'.

nine



I can count to **nine**.



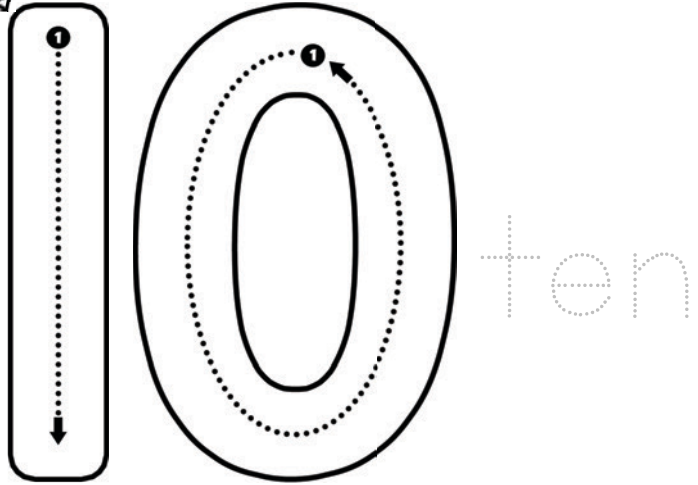
I can color in **nine**.

A 2x5 grid of ten empty rectangular boxes for coloring.

Name \_\_\_\_\_



I can trace the number.



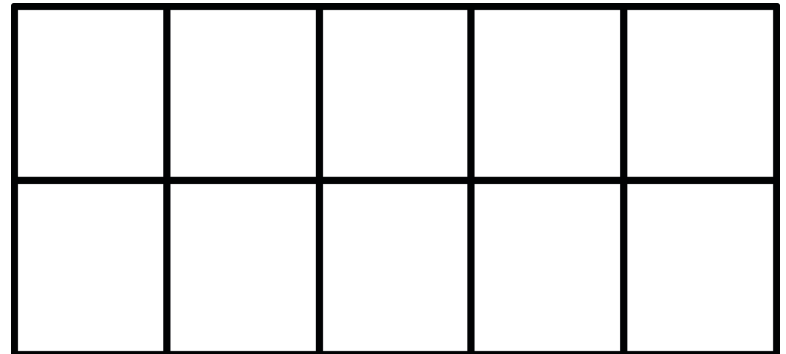
I can write the number.



I can count to **ten**.



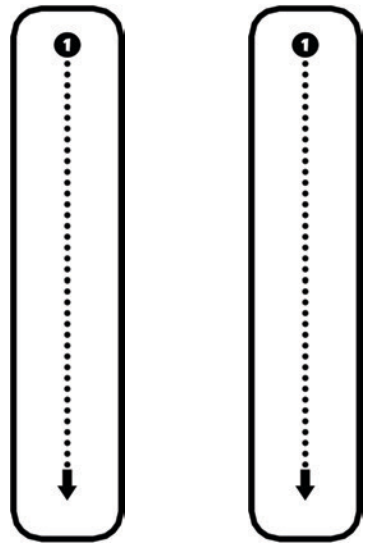
I can color in **ten**.





Name \_\_\_\_\_



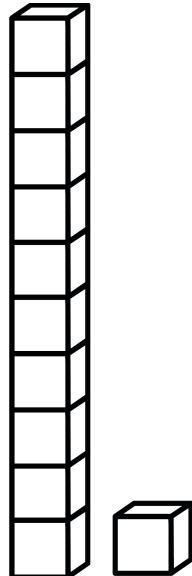
I can trace the number.



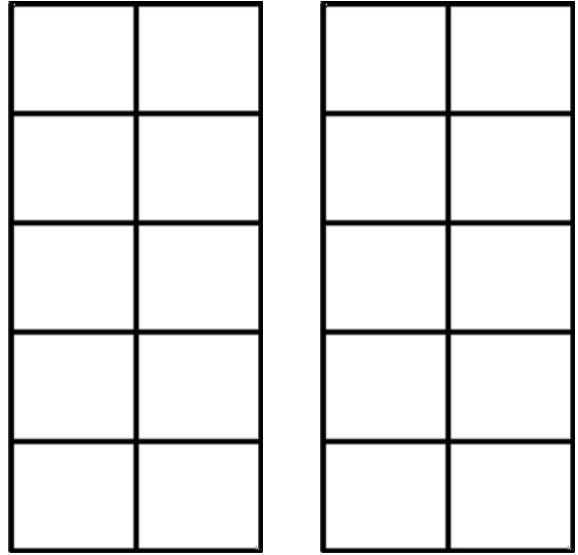
I can write the number.




I can count to **eleven**.



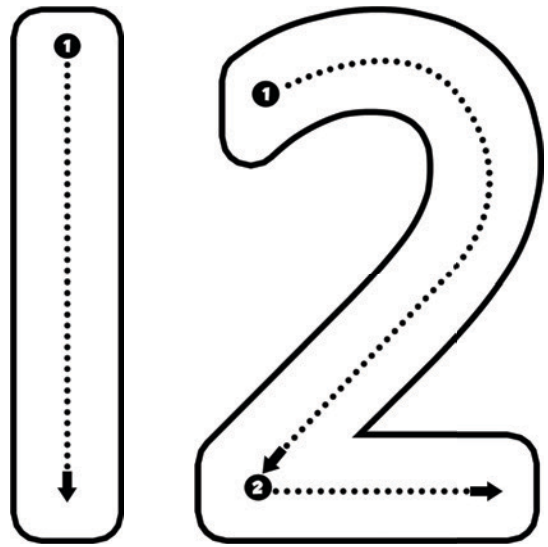
I can color in **eleven**.




Name \_\_\_\_\_



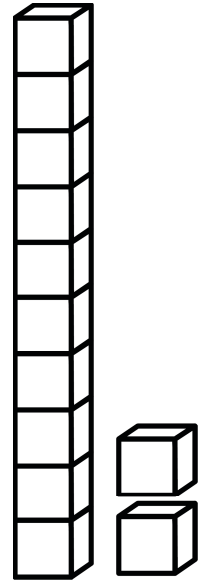
I can trace the number.



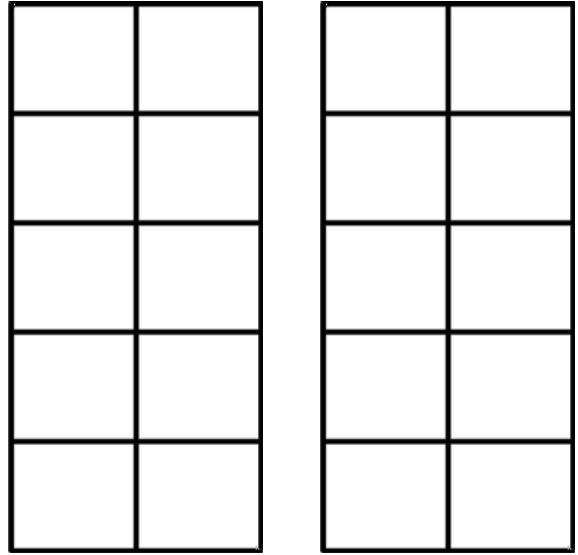
I can write the number.



I can count to **twelve**.



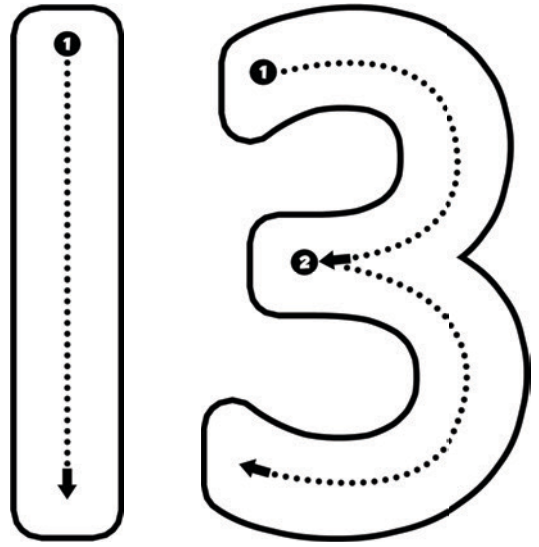
I can color in **twelve**.




Name \_\_\_\_\_



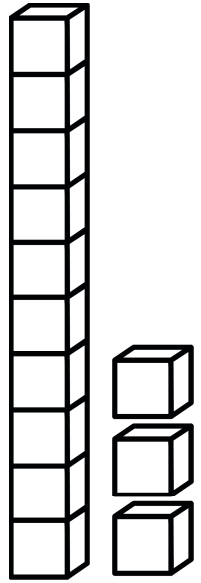
I can trace the number.



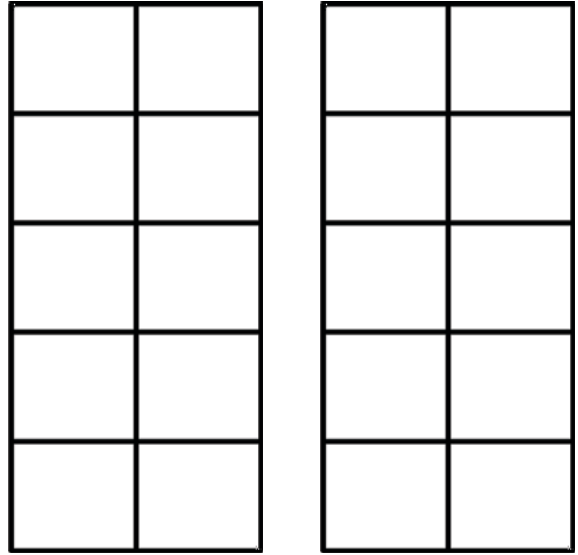
I can write the number.




I can count to **thirteen**.



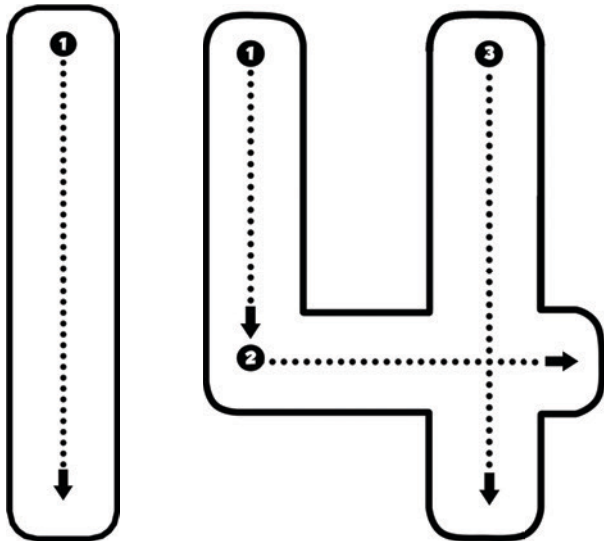
I can color in **thirteen**.




Name \_\_\_\_\_



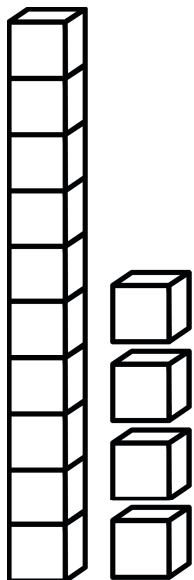
I can trace the number.



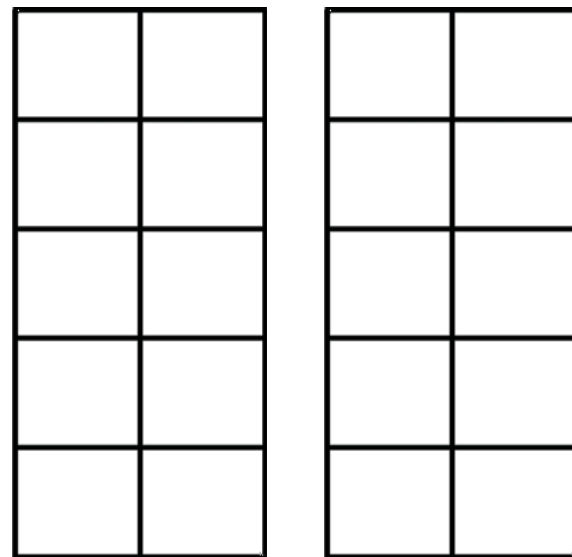
I can write the number.



I can count to **fourteen**.




I can color in **fourteen**.

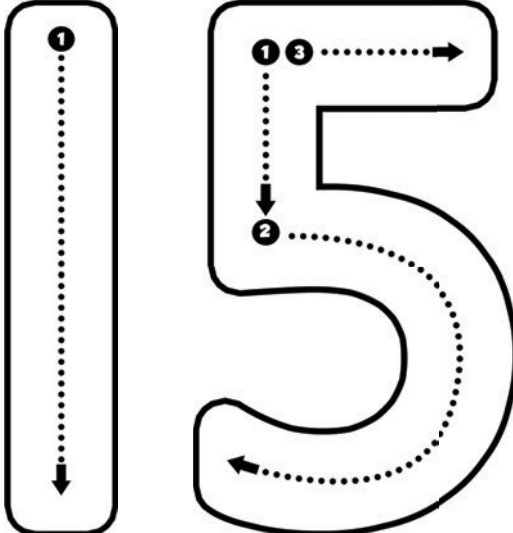





Name \_\_\_\_\_




I can trace the number.



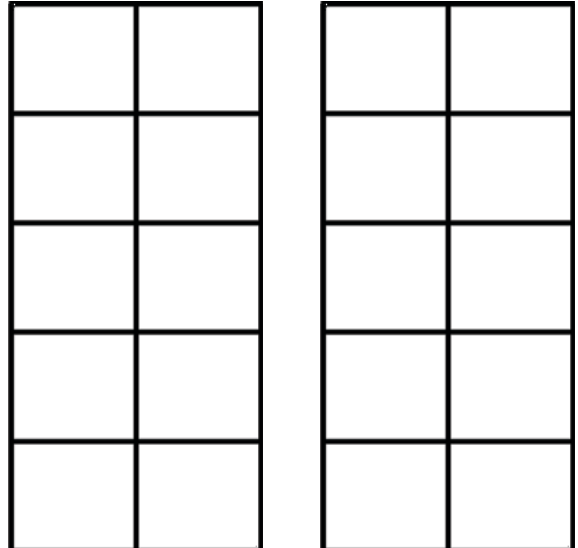
I can write the number.



I can count to **fifteen**.




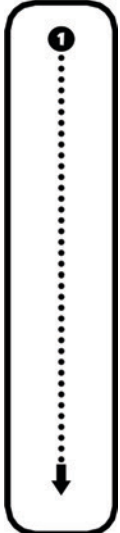
I can color in **fifteen**.



Name \_\_\_\_\_



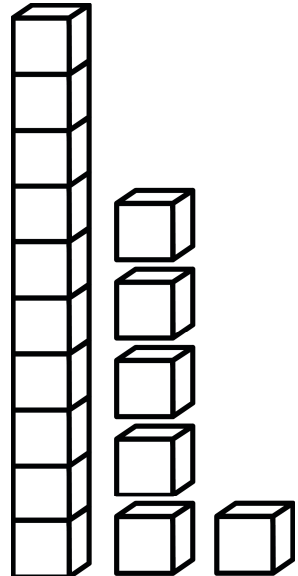
I can trace the number.



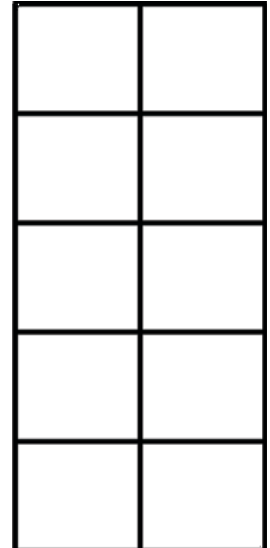
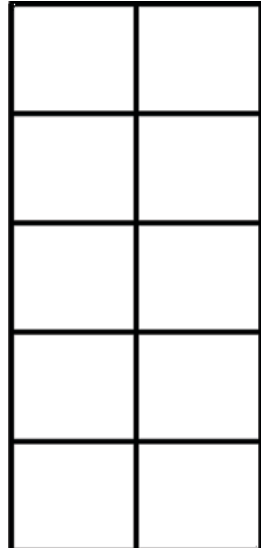
I can write the number.




I can count to **sixteen**.




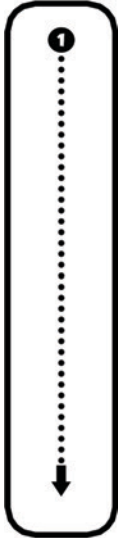
I can color in **sixteen**.



Name \_\_\_\_\_



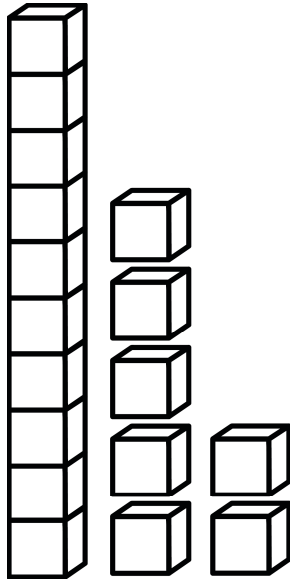
I can trace the number.



I can write the number.



I can count to  
**seventeen.**

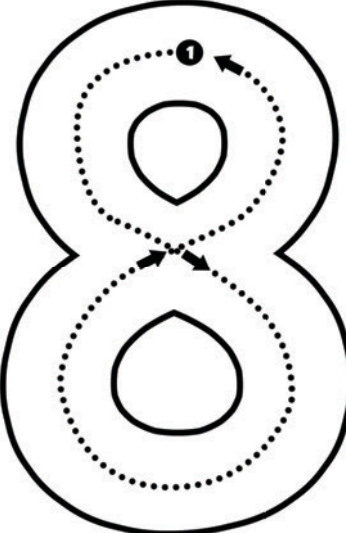
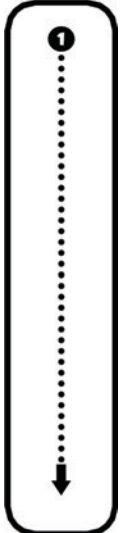


I can color  
in **seventeen.**

Name \_\_\_\_\_




I can trace the number.

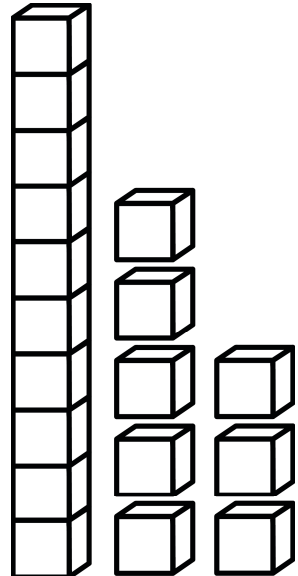


I can write the number.

A large empty rounded rectangular box for writing the number 18.



I can count to **eighteen**.



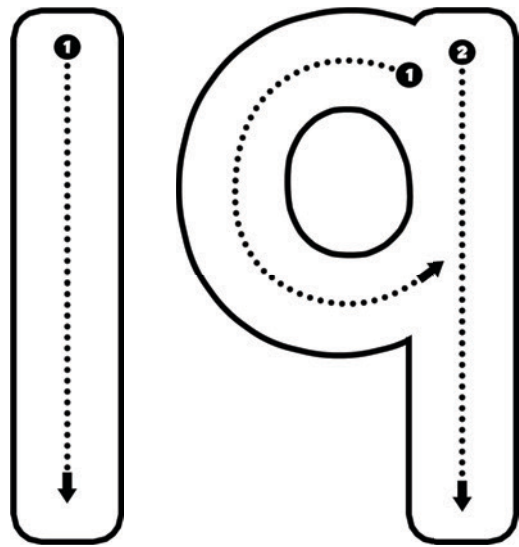
I can color in **eighteen**.

Two 2x9 grids for coloring, each containing 18 empty squares.

Name \_\_\_\_\_




I can trace the number.

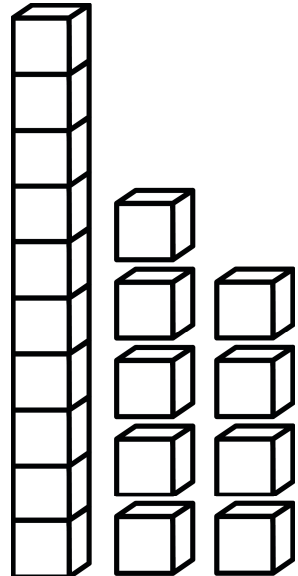


I can write the number.

A large, empty rounded rectangular box for writing the number 19.



I can count to **nineteen**.



I can color in **nineteen**.


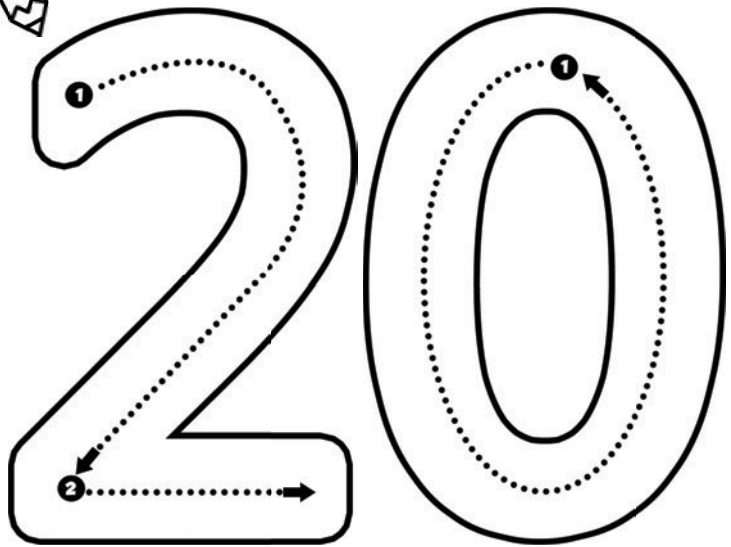
Two 5x2 grids for coloring, each containing 10 squares.

Name \_\_\_\_\_



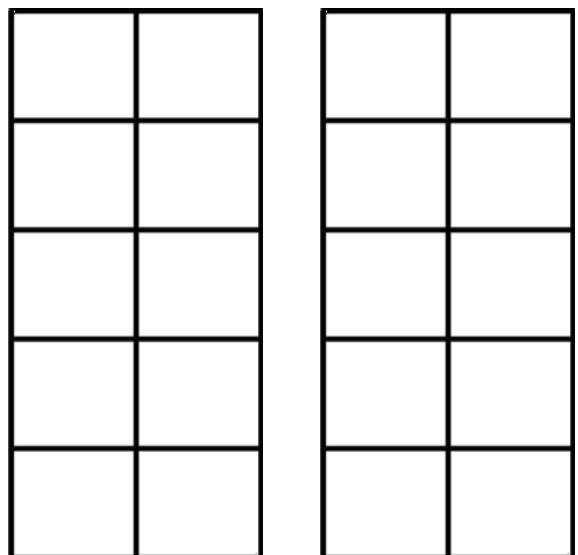
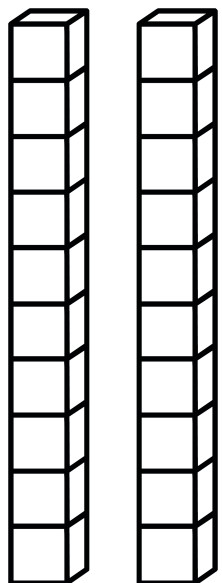
I can trace the number.

I can write the number.



I can count to **twenty**.

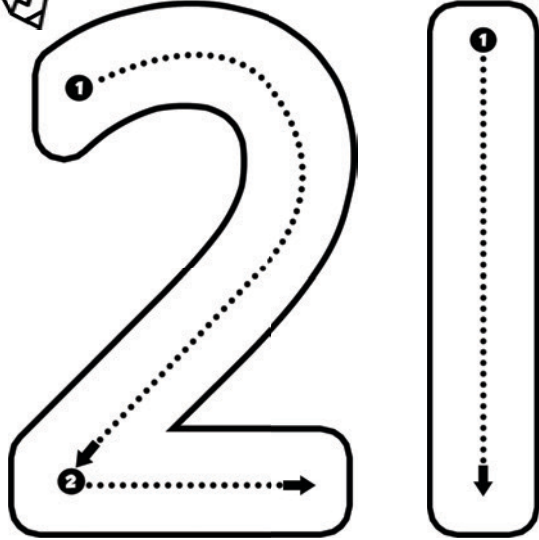
I can color in **twenty**.




Name \_\_\_\_\_




I can trace the number.




I can write the number.




I can color in **twenty-one**.



10




20




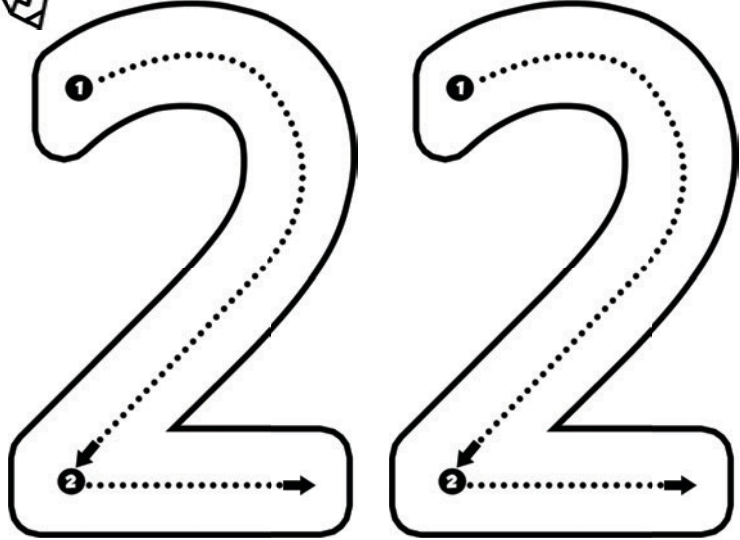
30

Name \_\_\_\_\_






I can trace the number.

I can write the number.



I can color in **twenty-two**.




10

20

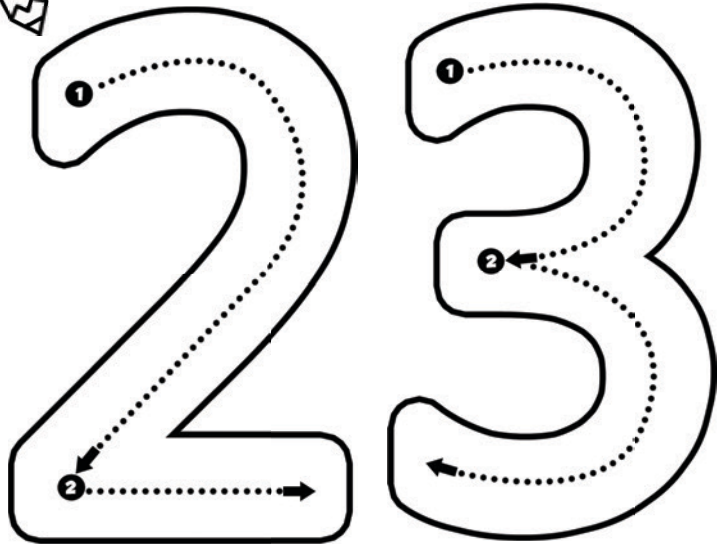
30




Name \_\_\_\_\_



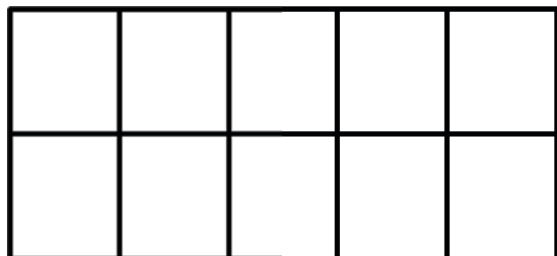
I can trace the number.



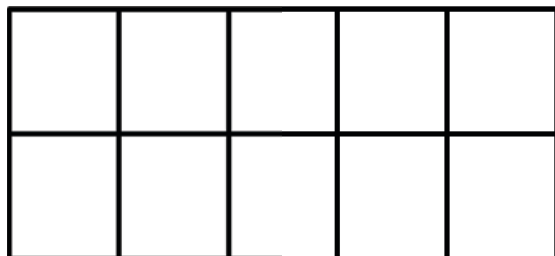
I can write the number.



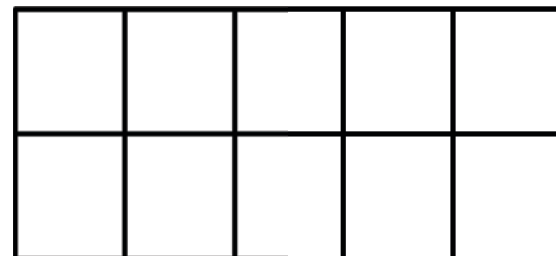
I can color in **twenty-three**.



10




20




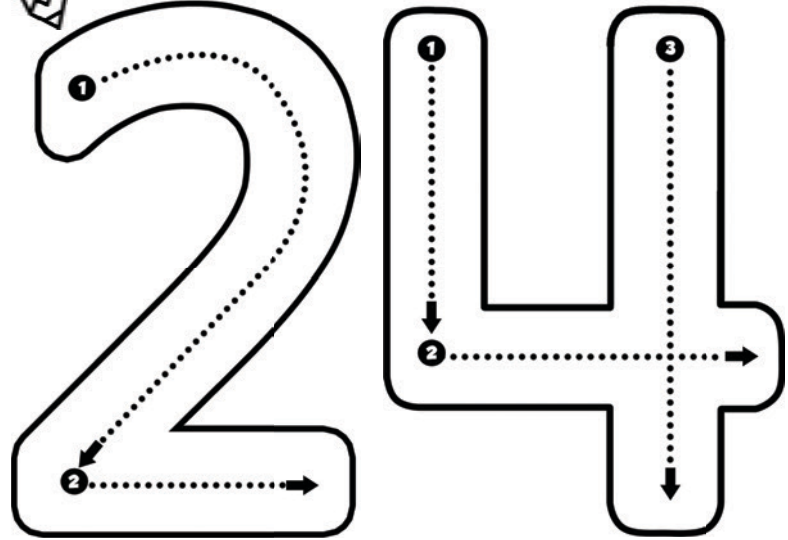
30

Name \_\_\_\_\_

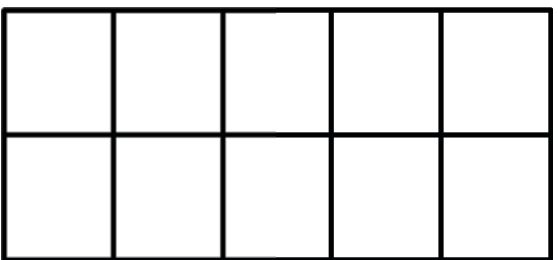


I can trace the number.


I can write the number.




I can color in **twenty-four**.



10



20

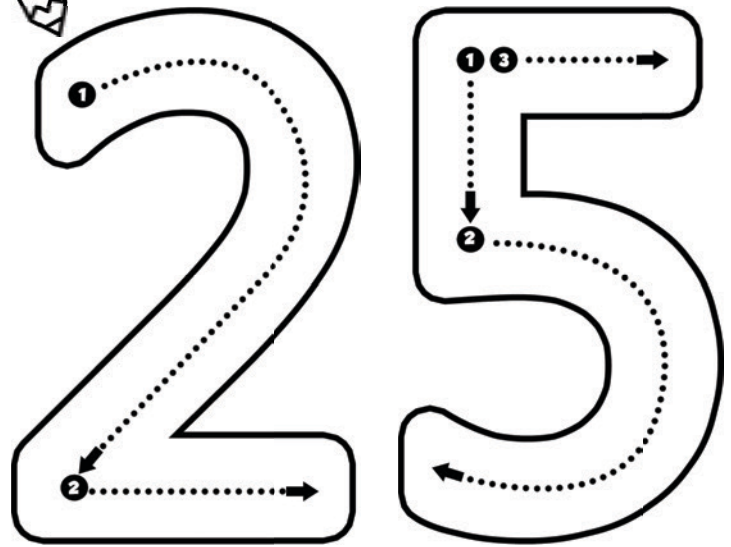


30


Name \_\_\_\_\_



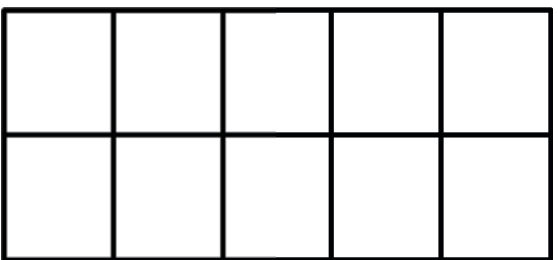
I can trace the number.




I can write the number.




I can color in **twenty-five**.



10



20




30


Name \_\_\_\_\_



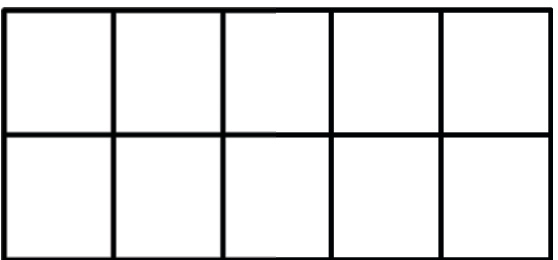
I can trace the number.




I can write the number.




I can color in **twenty-six**.



10



20




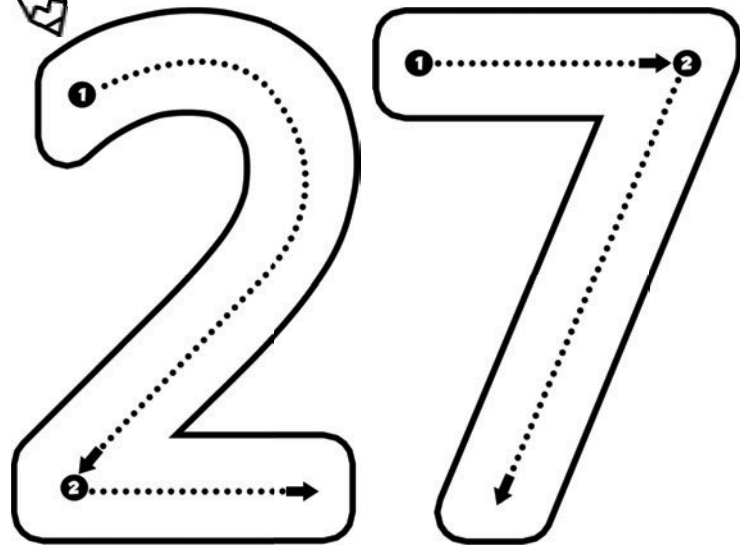
30

Name \_\_\_\_\_



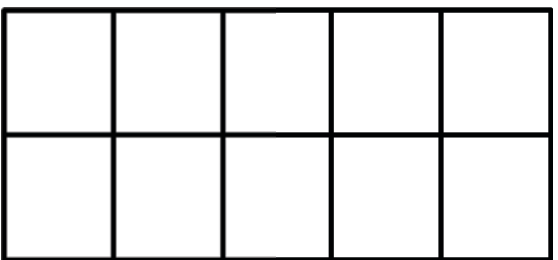


I can trace the number.

I can write the number.



I can color in **twenty-seven**.




10

20


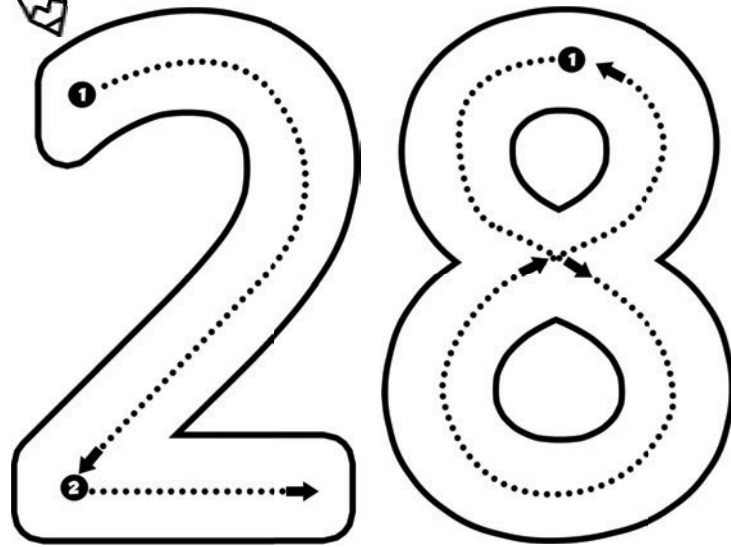
30

Name \_\_\_\_\_






I can trace the number.

I can write the number.



I can color in **twenty-eight**.



10

20


30

Name \_\_\_\_\_

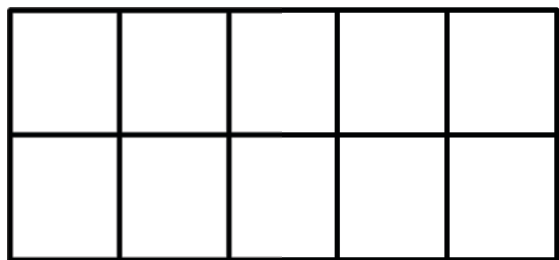


I can trace the number.


I can write the number.




I can color in **twenty-nine**.



10




20





30

Name \_\_\_\_\_




I can trace the number.


I can write the number.




I can color in **thirty**.



10



20



30




# You will also like:

## Alphabet

Practice Sheets

# Alphabet Practice Sheets



By Jamie White

Practice writing the letters of the alphabet on these easy, print and go worksheets.

## Connect:



[Newsletter](#)

[Facebook](#)

[Instagram](#)

[Blog](#)

[Pinterest](#)

## Credit:

These talented artists made this possible.



kimberly  
geswein  
fonts

Kg



## Terms of Use:

- You may use this resource in your own classroom with your own students.
- You may not post this file to any file sharing website (DropBox, Google Drive, Facebook, Amazon, etc.), email it to anyone or claim it as your own work.