


READING CHOICE BOARD

PICK A SQUARE, DO THE ACTIVITY, AND COLOR THE SQUARE!

read a book with a flashlight	read a book you love	read a book under a blanket	read a book with a silly voice	read a book about zoo animals
read a rhyming book	read a fiction book.	read a book about bugs	read a book to your stuffed animals	read a short book
read a book on the couch	read a book outside		read a counting book	read a book about vehicles
build a fort then read inside the fort	read a book about a farm	read a book with your family	read a non-fiction book	read a book by your favorite author
read a book with a quiet voice	read an ABC book	read a book with superheroes in it	read a fairy tale	read a book in your room

QUESTIONS TO ASK:

Before reading: What do you think this book is about? How do you know?

During reading:


- Who are the characters? Who is the main character?
- What is the setting?
- What do you predict will happen next?
- What are the events in the story? What happened first, next, and at the end?
- How would you feel if you were the character?

After reading: What was your favorite part of the book?

- Were your predictions correct?

MATH CHOICE BOARD

PICK A SQUARE, DO THE ACTIVITY, AND COLOR THE SQUARE!

<p>Play Hi Low (aka war).</p>	<p>Sort toys or jewelry by color and size (ex: cars, bracelets, bows).</p>	<p>Make shapes with popsicle sticks, pipe cleaners, or stick pretzels.</p>	<p>Put a puzzle together with your family.</p>	<p>Make patterns with toys or jewelry (ex: cars, bracelets, bows).</p>
<p>Play roll and build. Roll a dice and count out the same number of blocks. Add the blocks to the tower.</p>	<p>Write numbers on post-its and put them in order to create a number line.</p>	<p>Make a counting book. Staple pages together to make a book. Write a number at the bottom of each page.</p>	<p>Sort the laundry. Match the socks.</p>	<p>Line up your stuffed animals from tallest to shortest.</p>
<p>Sort coins by kind and color. Which pile has the most/least?</p>	<p>Play a board game.</p>		<p>Bake a yummy treat. Use the recipe to measure the ingredients.</p>	<p>Play Go Fish.</p>
<p>Make patterns with beads, pom poms, or blocks.</p>	<p>Rainbow Number Write. Trace with every color in the rainbow.</p>	<p>Go on a shape walk either inside or outside. Find a shape, say what shape it is, and describe the shape.</p>	<p>Shaving cream write and draw. Draw numbers and shapes in shaving cream.</p>	<p>Count how many forks and spoons you have. Which pile has the most/least?</p>
<p>Snowball counting toss. Cut paper into fourths and write a number on each one, and crumble it up. Grab a snowball, say the number, crumble it up, and toss it again.</p>	<p>Make a number line. Write numbers in a long line. Match the dominos or count out objects to match each number.</p>	<p>Shape tap. Someone calls out a shape then walk around the room and tap all the things that are that shape.</p>	<p>Measure how tall each person in your family is with blocks or cans.</p>	<p>Find small treasures (buttons, gems, pom poms, pennies). Count each collection. Which has the most? Which has the least?</p>

BUILDING LETTERS & WORDS CHOICE BOARD

SET UP IDEAS! WRITE THE LETTER, NAME, OR WORD ON



- plain white paper (place in a page protector to use over and over)
- colored paper
- long paper (comes on a roll, tape it to the floor or wall)
- flash cards


<p>Rainbow Marker Write! Trace each letter with every color in the rainbow.</p>	<p>Tiny Treasures! Find a small item to build the letter/word with (ex: gems, buttons, paperclips).</p>	<p>Tear Paper! Tear up paper into small pieces and glue it to make the letter/word.</p>	<p>Chalk! Go outside or use black paper. Write letters/words with chalk.</p>	
<p>Magnet Letters! Match the letter or build the name with the magnet letters.</p>	<p>Play Dough! Make the name with play dough (roll snakes or pinch small pieces).</p>	<p>Sticker It! Use small dot stickers or any small stickers to make the letter/word.</p>	<p>Q-tip Paint! Use Q-tips and paint to write or dot letters or words.</p>	<p>Shaving Cream! In the tub or on a tray, write the letter/word in shaving cream.</p>
<p>Pens! Write letters or words with pens. Try to fill up the whole page. Write different letters/words or all the same.</p>	<p>Cut Straws! Cut up a few straws then use their pieces to make the letters/words.</p>	<p>Block Letters! Put letters or write letters on blocks. Build words or put the letters in order.</p>	<p>Salt Tray! Put salt in the bottom of a tray or plate. Make the letter/word in the salt with their fingers.</p>	<p>Rainbow Crayon Write! Trace with every color in the rainbow.</p>
<p>Magazine Collage! Cut out letters from store ads or magazines. Match the letters or build a word with the letter.</p>	<p>Car Writing! Write the letters/words with tape on the floor or on a big piece of paper. Drive the car on the letters/words.</p>	<p>Stamp It! Use letter stamps or magnet letters as stamps to stamp matching letters or build words in paint or kinetic sand.</p>	<p>Puzzle It! Write the letters (ex: Aa) or word on a small piece of paper then cut up in pieces. Then put the puzzle together.</p>	<p>Mystery Write! Write the letters or names with a white crayon. Then paint over it with watercolor to make it appear.</p>

FUN WRITING ACTIVITIES

<p>Family List! Make a list of everyone in your family with words and pictures.</p>	<p>Make a Card! Make a card for someone special using pictures and words.</p>	<p>Make a Book! Staple pieces of paper to make a book. Then use pictures and words to make the book.</p>	<p>Shopping List! Make a shopping list with pictures and words.</p>	<p>Make an ABC Book! Staple pages together to make a book. Then write the alphabet to make the book.</p>
------------------------------------------------------------------------------------------------	------------------------------------------------------------------------------------------	---------------------------------------------------------------------------------------------------------------------	--------------------------------------------------------------------------------	---------------------------------------------------------------------------------------------------------------------


ART & SENSORY CHOICE BOARD

PICK A SQUARE, DO THE ACTIVITY, AND COLOR THE SQUARE!

<p>Blowing Paint Water down some paint in cups. Drip the paint on the paper and blow it with a straw.</p>	<p>Noodle Sensory Bin Place dry noodles in a sensory bin. Add measuring cups, tongs, and bowls to the tub.</p>	<p>Cereal Necklace Make a necklace with cereal then eat it as a snack.</p>	<p>Cutting Bin Make a cutting bin. Place strips of paper and ribbon in the bin and let them cut it up into tiny pieces.</p>	<p>Cutting Collage Make a collage with the tiny pieces from the cutting bin.</p>
<p>Play Dough Cookies. Make pretend cookies with play dough. Put out a rolling pin, cookie cutters, and scissors.</p>	<p>Finger-Paint Place the paper on a tray or in a tub to contain the mess.</p>	<p>Make Oobleck Mix together one-part water and two-parts corn starch.</p>	<p>Block Zoo Build a zoo with blocks for your animals.</p>	<p>Car or Doll Wash Place water and soap in a plastic tub or bathtub. Add soap, sponges, and toothbrushes.</p>
<p>Homemade Watercolors. Place a marker in a cup of water. Paint with the watercolors.</p>	<p>Giant Self-Portrait Get a big piece of paper or tape smaller papers together. Trace the child on the paper and color.</p>		<p>Bead or Straw Towers Place spaghetti noodles or skewers in play dough. Place the beads or cut up straws on the noodles.</p>	<p>Foil Art Paint or draw with sharpies on foil.</p>
<p>Frozen Paint Put paint in a ice cube tray with a stick in each cube. Once it's frozen, get it out and paint with it on paper.</p>	<p>Sensory Bin Make bean or cereal sensory bin. Place dry beans or cereal in a tub with vehicles or animals. Add bowls and tongs.</p>	<p>Monster Sculptures Make monster sculptures with play dough. Add eyes, arms, and legs.</p>	<p>Sensory Bottle Fill a plastic bottle half way with water and add a few drops of red food coloring. Fill to the top with vegetable oil. Tape the lid on.</p>	<p>Mask Paper Plate Cut holes for the eyes and mouth. Decorate with paint, markers, stickers, or paper.</p>
<p>Sensory Bag Put paint or hair gel in the bag with food coloring. Add glitter (optional). Zip it close. Tape it closed.</p>	<p>Paint with Kitchen Tools Paint with forks, mashers, whisk, spatulas, or other fun tool you have.</p>	<p>Shaving Cream Art Draw in shaving cream or whip cream. Place it in a plastic tub, tray, or do it in the bathtub.</p>	<p>Bracelets String beads or cut up straws on pipe cleaners or string.</p>	<p>Block City Build a city with blocks. Make houses, stores, and other places you like to visit.</p>

MOVEMENT CHOICE BOARD

PICK A SQUARE, DO THE ACTIVITY, AND COLOR THE SQUARE!

<p>Tape or chalk maze! Make a maze on the floor with tape (inside) or chalk (outside) by making lines (ex: straight, zig zag).</p>	<p>Play hockey. Cut a pool noodle in half for the stick and use a laundry basket for a goal.</p>	<p>Do ocean animal walks around. Crawl like a crab, giggle like a jellyfish, swim like a fish. Move slow or fast.</p>	<p>Have a race. Run a race with someone special. Mark the starting and stopping points.</p>	<p>Have a spoon race. Place a cotton ball on a spoon and walk around the house balancing it on the spoon. Don't let it drop.</p>
<p>Ice skate with paper plates. Put a paper plate under each foot. Slide around and ice skate around the house.</p>	<p>Puddle jumps. Place blue paper on the ground. Jump over the puddles.</p>	<p>Set up an obstacle course. Jump over stuffed animals, go through a chair, or go around pots.</p>	<p>Have a parade. March around the house playing instruments. Use pots for drums.</p>	<p>Have a clean up race. Play some music and see how many songs it takes you to clean up.</p>
<p>Build a fort with pillows and blankets.</p>	<p>Letter musical chairs. Write letters on sticky notes and place on a chair. Play the music and when it stops say the letter you sit on.</p>		<p>Grab a deck of cards. Flip a card and move that many times. You can hop, stretch, jump, spin, stomp, skip.</p>	<p>Do yoga. Try moves like downward dog, star, and pyramid.</p>
<p>Put on a fashion show. Dress up in fun outfits, play music, and dance down the runway. Put towels on the floor for a runway.</p>	<p>Move like transportation. Fly like a plane, chug like a train, race like a racecar. Move fast or slow.</p>	<p>Have a feather or cotton ball race. Lay on your belly and blow the feather or cotton ball across the floor.</p>	<p>Draw a hopscotch on the ground with chalk or tape. Play hopscotch.</p>	<p>Ride your bike, scooter, or skateboard.</p>
<p>Have a dance party. Play your favorite music and dance to the beat.</p>	<p>Play soccer. Use a laundry basket as a goal. If inside use a beach ball instead of a soccer ball.</p>	<p>Go on a walk with someone special.</p>	<p>Do pet animal walks. Slither like a snake, hop like a bunny, gallop like a horse, pounce like a cat. Move fast or slow.</p>	<p>Play Red Light Green Light.</p>